

Amateur Radio Band Plan Layout

Category: [Ham Radio/Band Plans](#)

Rating: 5.51 Votes: 16 Hits: 3905

[Back](#) - [Remove this frame](#) - [Link](#) - [Bad link!](#) - [Translate](#) - [Disclaimer](#)

Amateur Radio Band Plan Layout

by C.Gustave Sandberg W1CGS

Yes, here is yet ANOTHER Amateur Radio Band Plan Layout. There are so many good ones out there, why have another?

Well, 'cuz I wanted to, and it helped me, so maybe it could help you too.

Some, had good visual representation of the band for quick 'band-edge' tuning, while others had the special frequencies listed in a table.

This version is a combination of the [ARRL](#), [ICOM](#), the [Considerate Operators Guide](#), and others I found or had in my files.

It has the Band running vertically from the low frequency on the bottom to the highest on the top.


The band is broken down with the Standard License and operating privileges, the phone and CW portions.

Along side that, is the accepted or gentleman's agreement areas that should be observed so you don't start calling CQ on the SSTV frequency. Other 'set-asides' are indicated, but I don't know how many are enforced or not.

On the right edge is an area so you can write in your own personal frequencies of interest. Whether it be your favorite Net, or your own QSO frequency.

Rather than make the downloads too long, there are now two charts, HF and VHF, The layouts are available in [HF-Color](#) and [HF-Black and White](#), and [VHF-Color](#) and [VHF-Black and White](#). This lets you print the best visual for the equipment you have.

Using the standard primary colors, the bands get 'washed out' when printed on a B&W printer, but look good with a color printer.



The right edge is 'tabbed' with the bands in both numbers,
and in a colored tab that uses the resistor color code to represent the band name.
i.e. Red, Black for 2, 0 or 20 Meters.

The B&W version has spaces that you can color in to create the colored tabs.
(just stay within the lines and you'll get a 'Star' on your paper)

Please send me [feedback](#) on how to 'make it better', and to point out errors in my band assignments.
I'm probably not going to fill in the published chart with every net that operates on the Sixth Sunday of a
month, during a full moon at 11:59PM to 12:02AM Southern Bozrah Time.
But I will add nationally recognized nets and operating standards that would be useful the the general
amateur community.

12/17/03
Modified the layout a bit,
stretched the graphs to all the same size, made the font sizes more consistant. added more markings for the
intermediate frequencies.
Thanks to all, I received many responses, (some even positive :).
Let me know how you like the latest version, and email me your suggestions.

01/15/04
Added the copyright notice, to protect from mis-appropriation or mis-use.
All amateurs are given permission to print, copy and distribute this, provided it is not offered for sale for
more than the cost of the material.

01/20/04
Wow, what a response!
Over 500 downloads in just one day.
Thanks for all the good emails, it really helps me keep this going.
And thanks for the suggestions, I do read them and did/will/might implement them.
One of the suggestions was adding the new 60 Meter Band.
Since it's channelized, and it's only 5 channels I didn't see the need,
until I looked at the spacings and conditions.
So the 60 Meter Band has been added,
as well as the title change to "U.S. Band Layout", as some have written asking me if it's for the US.

03/05/04
Thanks to all for the positive responses.
A number of hams asked for the VHF Bands so they have been added, 6, 2, 1.25, 70cm.
Sorry they took so long, but life keeps getting in the way.

10/12/06
It's been a long time since the last update,
but I sure have received a lot of positive emails.
Thanks so much, it makes it worth the time.

Now on to the news,

FLASH

UPDATE !!! Merry Christmas !!! 11

These go into effect on December 15 2006

The [ARRL](#) and the FCC have provided us with more, yes MORE voice frequencies on HF!

Check out the 80/75, 40 and 15 Meter bands.

And, (but wait, there's still more)

Expanded Novice and Tech+ CW privileges on 80, 40, 15 and 10.

These updates don't go into effect for at least 30 days

after the Report and Order are published in the Federal Register.

That's why they are marked with a smaller color block.

I'll update them to full size as they go live.

Keep the cards and letters coming kids,

Thanks to Doug AA1UI for the heads up.

CU on the air.

02/23/07

Well the CW requirement has bitten the dust.

Long Live CW !

There have been some changes from the ARRL as to what modes they are assigning where.

There has been some confusion about this.

Now **I DON'T** assign these frequencies and allocations !

These are what I find on the Web, primarily from the ARRL site.

Other sites and many hams have offered their input,

to help identify the 'typical' uses of the frequencies.

If you know of the area where 'everyone hangs out' then let me know.

If what I have posted isn't being used for what I have listed,

then maybe it is an ARRL suggestion or it was found elsewhere,

Again, let me know if it's incorrect.

Don't give me grief because '**I**' put a packet frequency on a well known PSK frequency.

I didn't assign anything. It just a reference from many inputs.

Always use the ARRL Bandplan as the factual guide,

(although I just sent them an email, pointing out an error)

But use this guide as just that, a guide to help find the band uses.

I try to keep it current and as accurate as possible.

Thanks to all who sent corrections and updates, we will re-load the newest info asap.

And yes, you can link to these charts from your or your clubs website.

They are free for all to use and distribute.

I'd say "See you at Hoss Traders", but sadly, that has gone too.

Thanks to Joe, Bob, and Norm for the 30 years of the great tradition called HossTraders.

comments:

Hey guys!

Go download this guide! It is awesome! Get it now before some company sees it and tries to make us buy

it from them!!

Fred - KK5AA

The best I've ever seen. Thanks, Courtland!! 73,
Bill W6WRT

You did a nice job on the Amateur Radio Band Layout pages. Thank you. 73,
Jim, KG4YWD

Great band plan chart. Just what I like - "one stop shopping". Adding some of the "local" nets would be nice, but it's perfect just the way it is. I'm putting a copy in my "station operating manual". Good work!
Russell KB1JCX

Just wanted to say I visited your site today and grabbed the HF band plan pdf. You did a great job on this and it is now my new reference. Catch you on 2m.
73's Doug AA1UI.



If you need the Acrobat Reader, it is free, here:



[Back to Radio page](#)


Amateur Radio **160 Meters** U.S. Band Layout

Band Limits

Band Plan

Personal Additions

G A E



— 2.000



1.999- 2.000 Beacons

1.995- 2.000 Experimental

— 1.975

— 1.950

— 1.925

— 1.900

— 1.910 QRP SSB Calling

— 1.875

— 1.890 SSTV

— 1.850

1.855 ARRL Voice

1.840- .850 DX Data,

Phone, wide modes

1.838.150 DX PSK

1.830- .840 DX CW, RTTY,

narrow modes

— 1.825

1.800- .830 CW, RTTY,

narrow modes

1.8175 ARRL Code

1.812.150 PSK


1.810 QRP CW Calling

1.800- .810 Digital Modes

— 1.800

 CW, Phone, Image

 CW, RTTY/Data



www. **W1CGS**.com

sandy@w1cgs.com

hfband-7.cdr r1.07

copyright 2003-2007 C.Gustave Sandberg



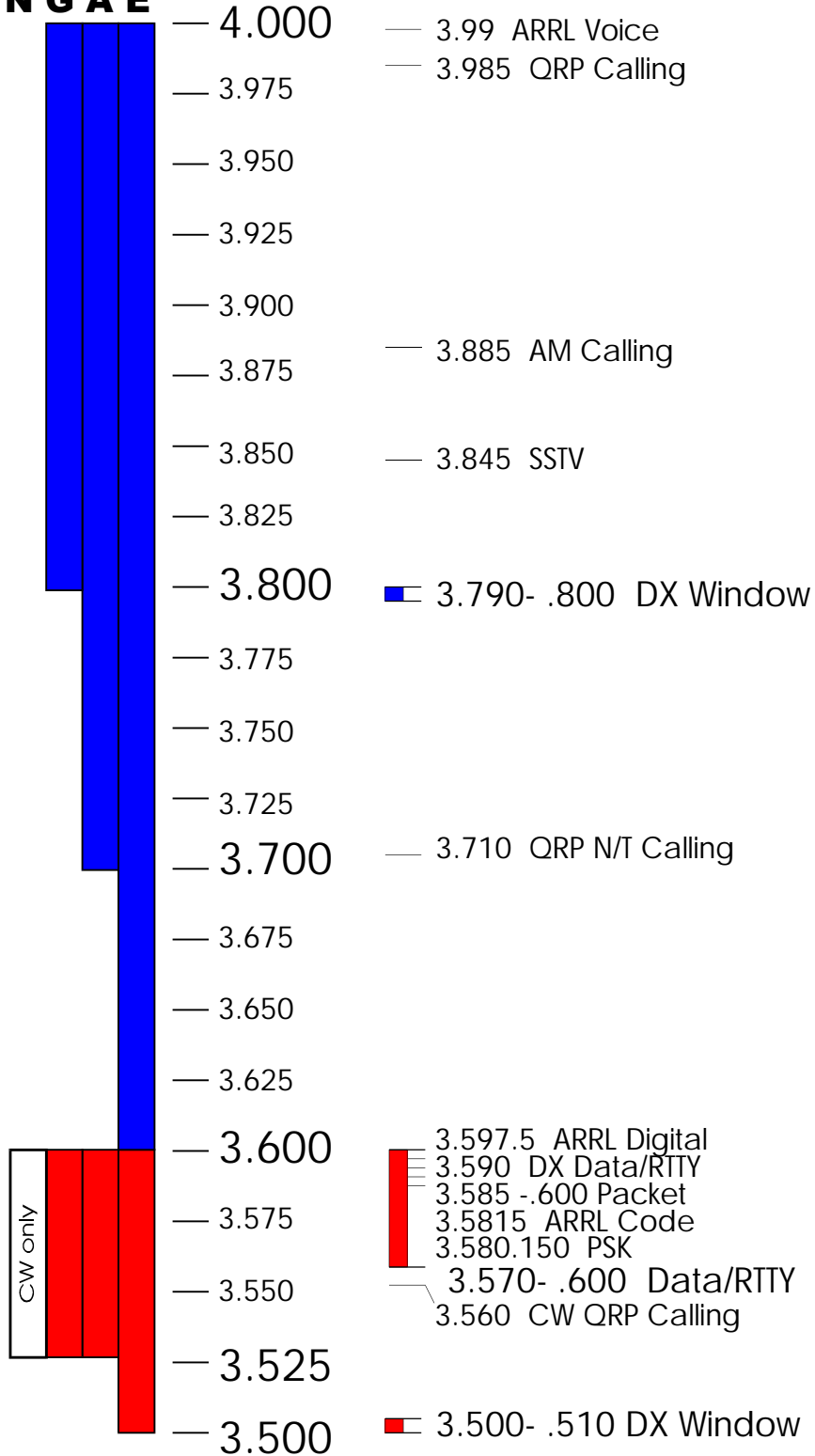
Amateur Radio 80 Meters U.S. Band Layout

Band Limits


Band Plan

Personal Additions



N G A E



- CW, Phone, Image
- CW, RTTY/Data
- CW



Amateur Radio 60 Meters U.S. Band Layout



Phone USB only
 5 Shared Channels only,
 tune 1.5kHz lower than center frequency

Amateur Radio

40 Meters


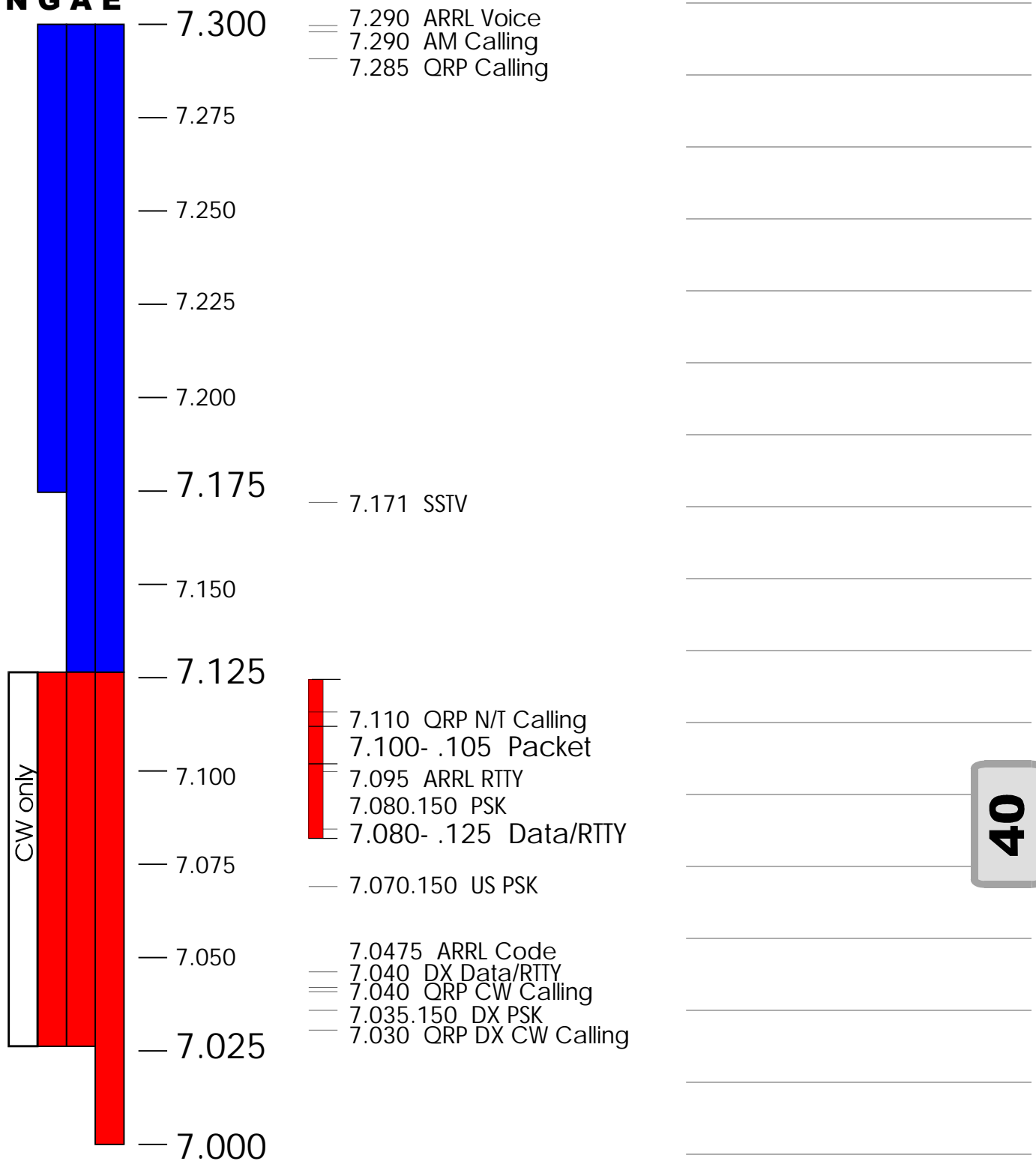
U.S. Band Layout

Band Limits

Band Plan

Personal Additions

N G A E



- CW, Phone, Image
- CW, RTTY/Data
- CW

www. **W1CGS**.com

sandy@w1cgs.com

hfband-7.cdr r1.07
copyright 2003-2007 C.Gustave Sandberg



Amateur Radio

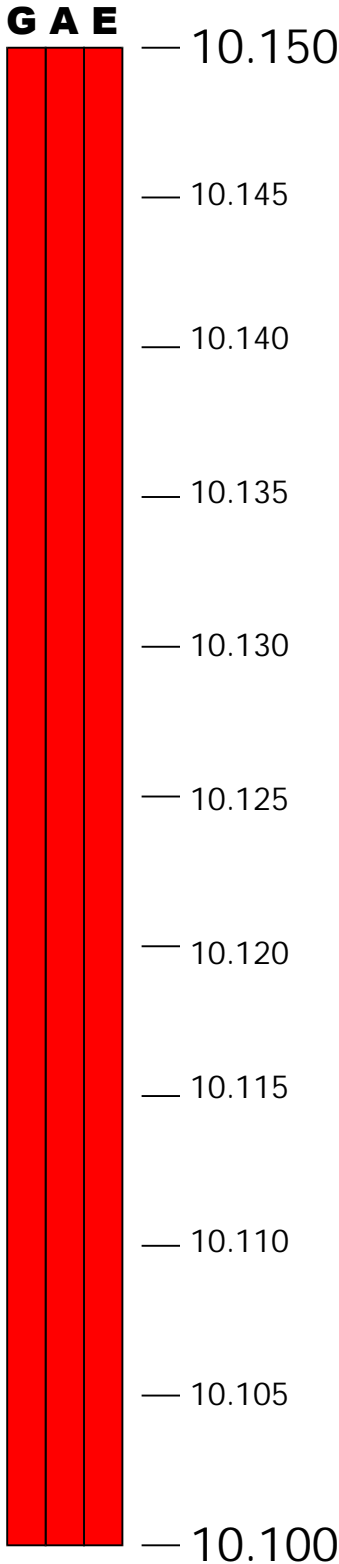
30 Meters

U.S. Band Layout

Band Limits

Band Plan

Personal Additions



10.140- .150 Packet

10.142-150 PSK

10.130- .140 RTTY

10.106 QRP Calling



 CW, RTTY/Data



Amateur Radio

20 Meters

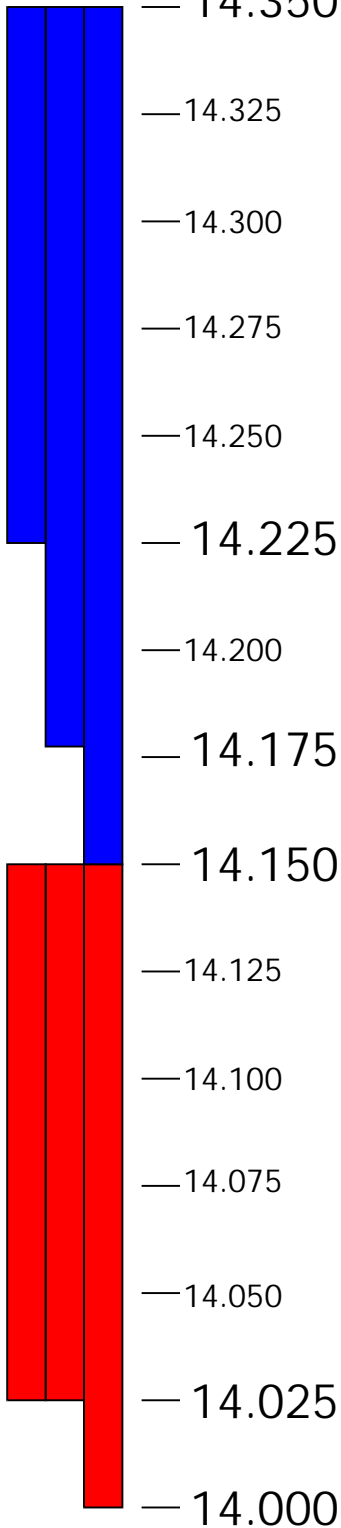
U.S. Band Layout

Band Limits

Band Plan

Personal Additions

G A E



- 14.29 ARRL Voice
- 14.286 AM Calling
- 14.285 QRP Calling

— 14.230 SSTV

— 14.195 DX Calling

- 14.1005- .112 Packet
- 14.100 Beacons
- 14.095- .0995 Packet
- 14.095 ARRL RTTY
- 14.070-150 PSK
- 14.070- .095 RTTY

- 14.060 QRP Calling
- 14.0475 ARRL Code

— 14.025 CW DX Calling



- CW, Phone, Image
- CW, RTTY/Data

www. **W1CGS**.com

sandy@w1cgs.com

hfband-7.cdr r1.07
copyright 2003-2007 C.Gustave Sandberg



Amateur Radio

17 Meters

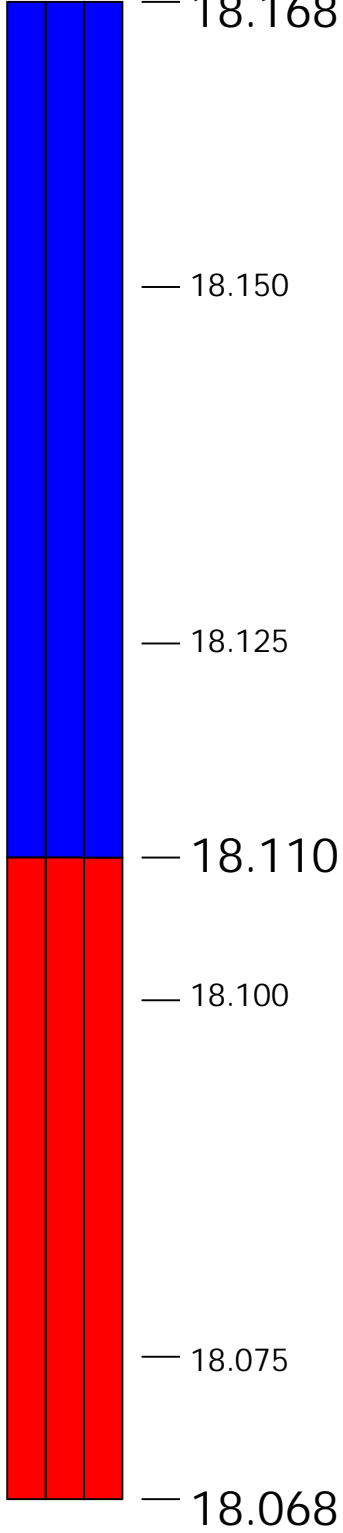
U.S. Band Layout

Band Limits

Band Plan

Personal Additions


G A E



— 18.160 ARRL Voice

- 18.110 Beacons
- 18.105- .110 Packet
- 18.102.5 ARRL RTTY
- 18.100.150 PSK
- 18.100- .105 RTTY
- 18.097.5 ARRL Code

- █ CW, Phone, Image
- █ CW, RTTY/Data



Amateur Radio

15 Meters


U.S. Band Layout

Band Limits

Band Plan

Personal Additions

N G A E



— 21.450
 — 21.425
 — 21.400
 — 21.375
 — 21.350
 — 21.325
 — 21.300
 — 21.275
 — 21.250
 — 21.225
 — 21.200
 — 21.175
 — 21.150
 — 21.125
 — 21.100
 — 21.075
 — 21.050
 — 21.025
 — 21.000

— 21.390 ARRL Voice
 — 21.385 QRP Calling
 — 21.340 SSTV
 — 21.295 DX Calling
 — 21.150 Beacons
 21.095 ARRL RTTY
 21.090-.100 Packet
 21.070.150 PSK
 21.070-.100 Data/RTTY
 21.067.5 ARRL Code
 21.060 QRP Calling
 — 21.025 CW DX Calling

15

- CW, Phone, Image
- CW, RTTY/Data
- CW

www. **W1CGS**.com

sandy@w1cgs.com

hfband-7.cdr r1.07
copyright 2003-2007 C.Gustave Sandberg



Amateur Radio

12 Meters

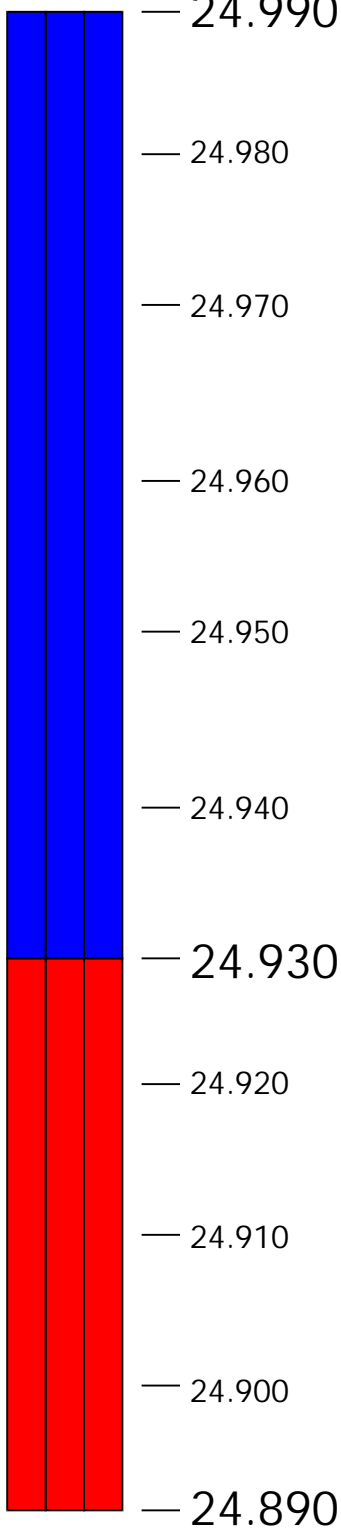
U.S. Band Layout

Band Limits

Band Plan

Personal Additions



G A E



24.930 Beacons
24.925- .930 Packet
24.920.150 PSK
24.920- .925 Data/RTTY



Personal Additions section with horizontal lines for notes.

 CW, Phone, Image
 CW, RTTY/Data



Amateur Radio

10 Meters

U.S. Band Layout


Band Limits

Band Plan

Personal Additions

10

N G A E



- █ CW, Phone, Image
- █ CW, SSB Phone
- █ CW, RTTY/Data

www. **W1CGS**.com

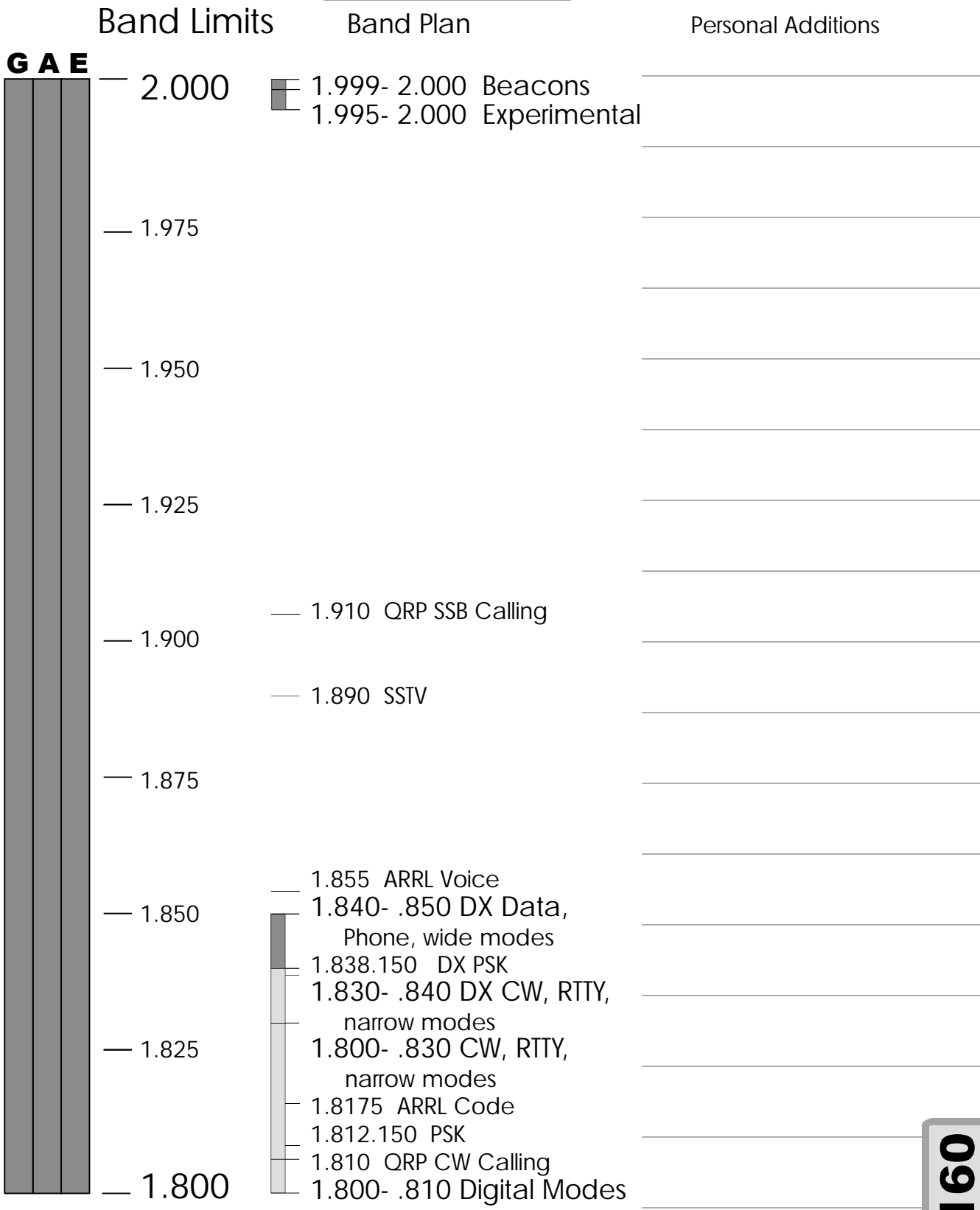
sandy@w1cgs.com

hfband-7.cdr r1.07

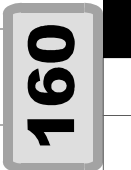
copyright 2003-2007 C.Gustave Sandberg



Amateur Radio **160 Meters** U.S. Band Layout



CW, Phone, Image
 CW, RTTY/Data



[www. W1CGS.com](http://www.W1CGS.com)
sandy@w1cgs.com
 hfband-7.cdr r1.07
 copyright 2003-2007 C.Gustave Sandberg



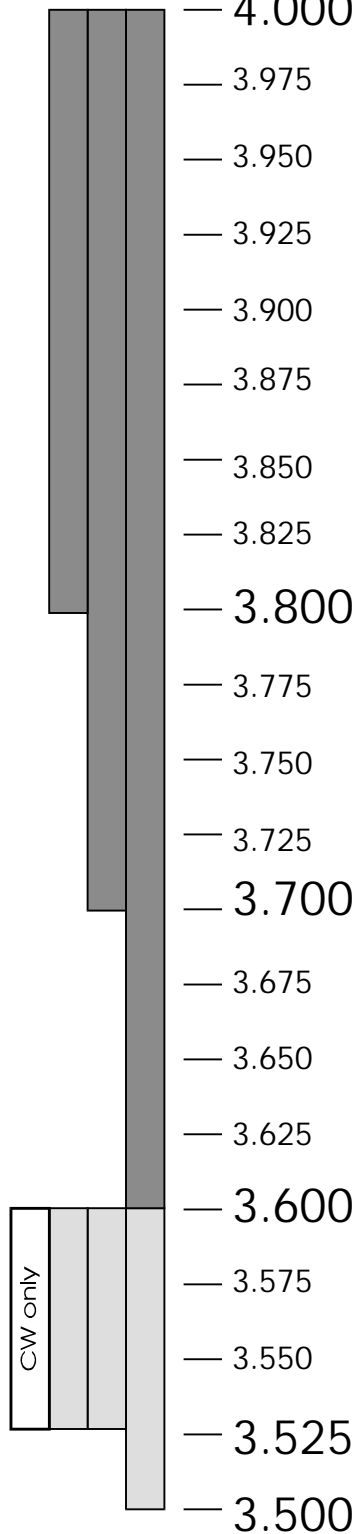
Amateur Radio 80 Meters U.S. Band Layout

Band Limits

Band Plan

Personal Additions

N G A E

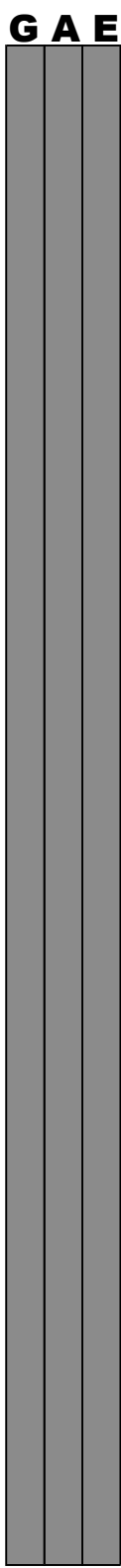
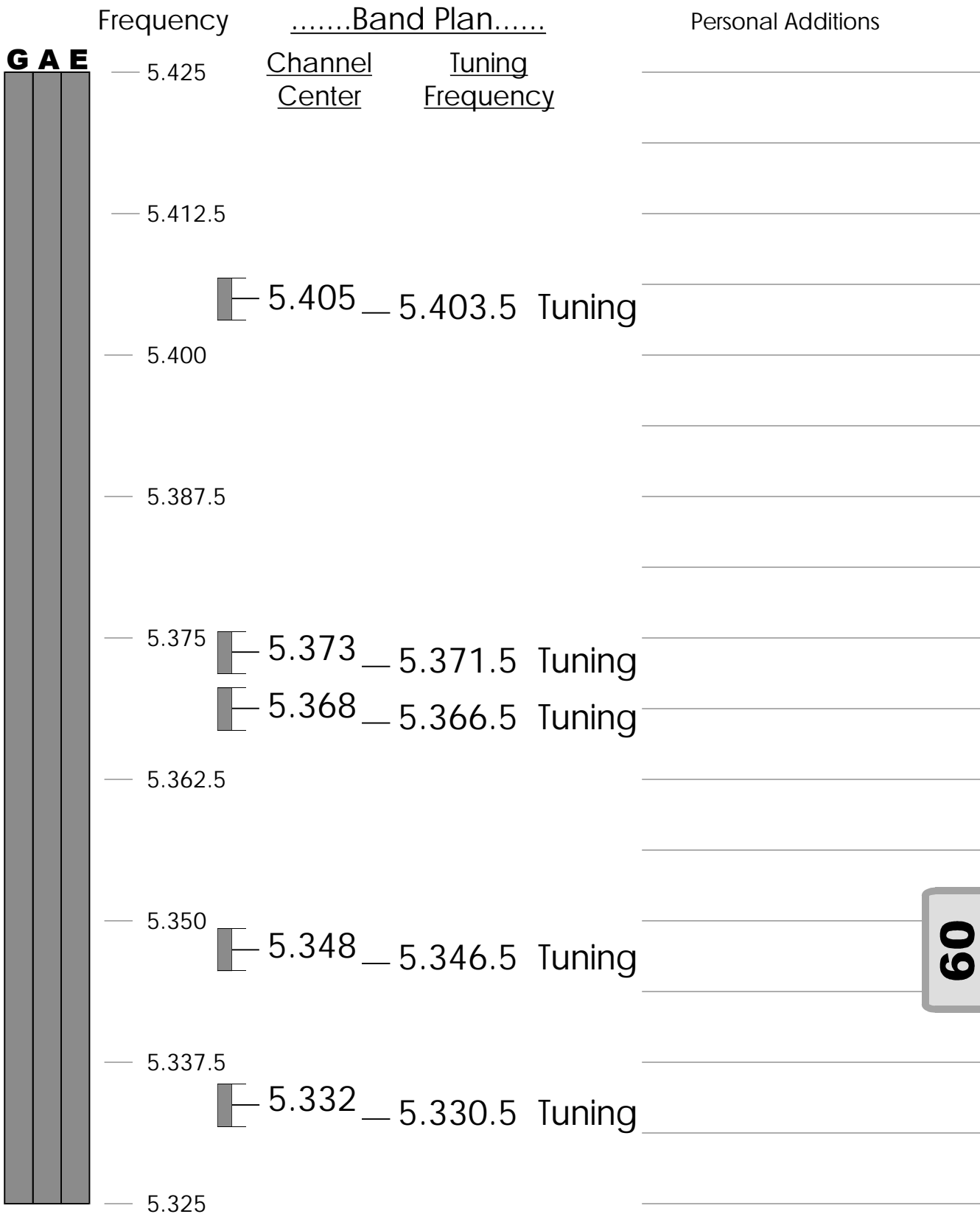


- 4.000 — 3.99 ARRL Voice
- 3.975 — 3.985 QRP Calling
- 3.950
- 3.925
- 3.900
- 3.875 — 3.885 AM Calling
- 3.850 — 3.845 SSTV
- 3.825
- 3.800 ■ 3.790- .800 DX Window
- 3.775
- 3.750
- 3.725
- 3.700 — 3.710 QRP N/T Calling
- 3.675
- 3.650
- 3.625
- 3.600
 - 3.597.5 ARRL Digital
 - 3.590 DX Data/RTTY
 - 3.585 -.600 Packet
 - 3.5815 ARRL Code
 - 3.580.150 PSK
 - 3.570- .600 Data/RTTY
 - 3.560 CW QRP Calling
- 3.575
- 3.550
- 3.525
- 3.500 3.500- .510 DX Window

- CW, Phone, Image
- CW, RTTY/Data
- CW



Amateur Radio 60 Meters U.S. Band Layout



Phone USB only
 5 Shared Channels only,
 tune 1.5kHz lower than center frequency



Amateur Radio

40 Meters


U.S. Band Layout

Band Limits

Band Plan

Personal Additions

N G A E



7.300
— 7.275
— 7.250
— 7.225
— 7.200
— 7.175
— 7.150
— 7.125
— 7.100
— 7.075
— 7.050
— 7.025
— 7.000

7.290 ARRL Voice
7.290 AM Calling
7.285 QRP Calling

7.171 SSTV

7.110 QRP N/T Calling
7.100- .105 Packet
7.095 ARRL RTTY
7.080.150 PSK
7.080- .125 Data/RTTY

7.070.150 US PSK

7.0475 ARRL Code
7.040 DX Data/RTTY
7.040 QRP CW Calling
7.035.150 DX PSK
7.030 QRP DX CW Calling

- CW, Phone, Image
- CW, RTTY/Data
- CW

40

www. **W1CGS**.com
sandy@w1cgs.com
hfband-7.cdr r1.07
copyright 2003-2007 C. Gustave Sandberg



Amateur Radio

30 Meters

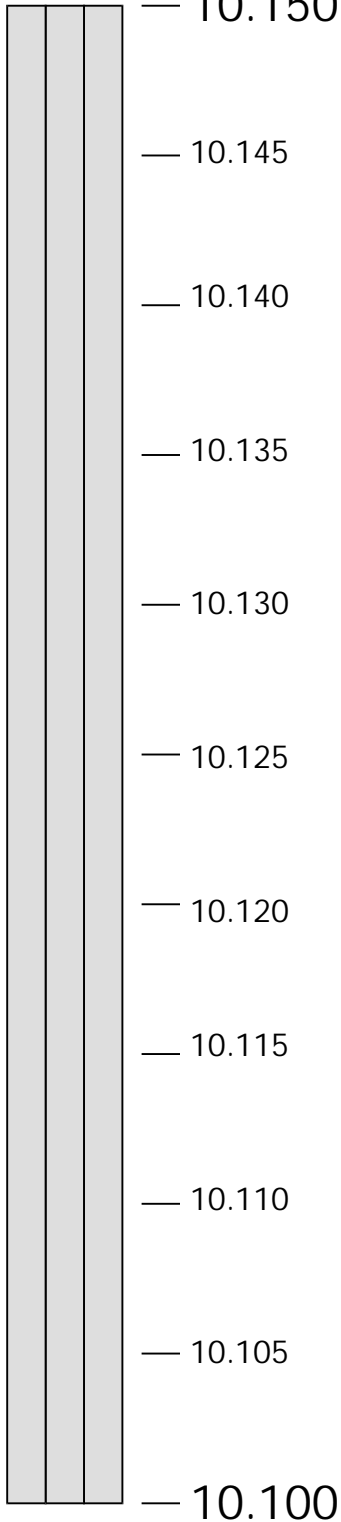
U.S. Band Layout

Band Limits

Band Plan

Personal Additions

G A E



10.140- .150 Packet

10.142-150 PSK

10.130- .140 RTTY

10.106 QRP Calling



 CW, RTTY/Data



Amateur Radio

20 Meters

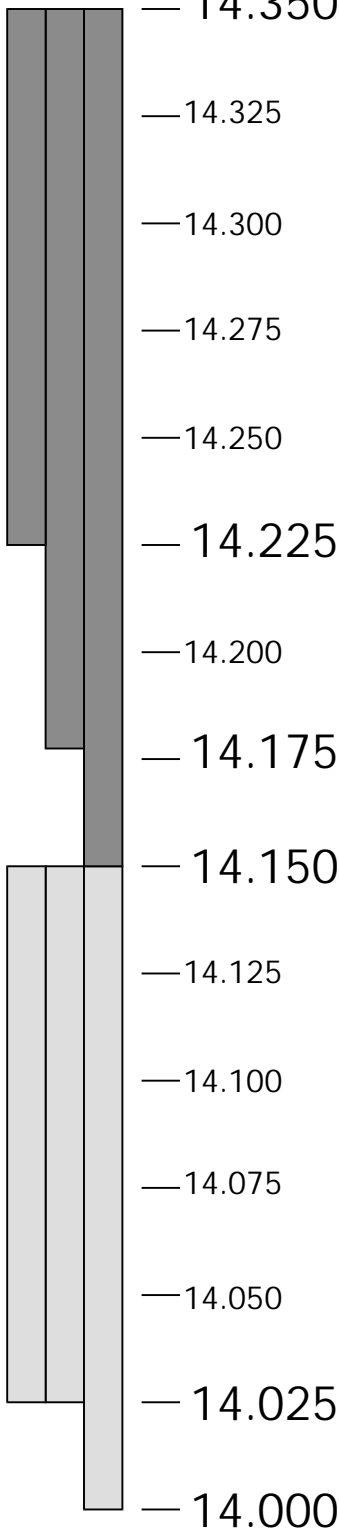
U.S. Band Layout

Band Limits

Band Plan

Personal Additions

G A E



- 14.29 ARRL Voice
- 14.286 AM Calling
- 14.285 QRP Calling

— 14.230 SSTV



— 14.195 DX Calling

- 14.1005- .112 Packet
- 14.100 Beacons
- 14.095- .0995 Packet
- 14.095 ARRL RTTY
- 14.070- .150 PSK
- 14.070- .095 RTTY

- 14.060 QRP Calling
- 14.0475 ARRL Code

— 14.025 CW DX Calling



 CW, Phone, Image
 CW, RTTY/Data



Amateur Radio

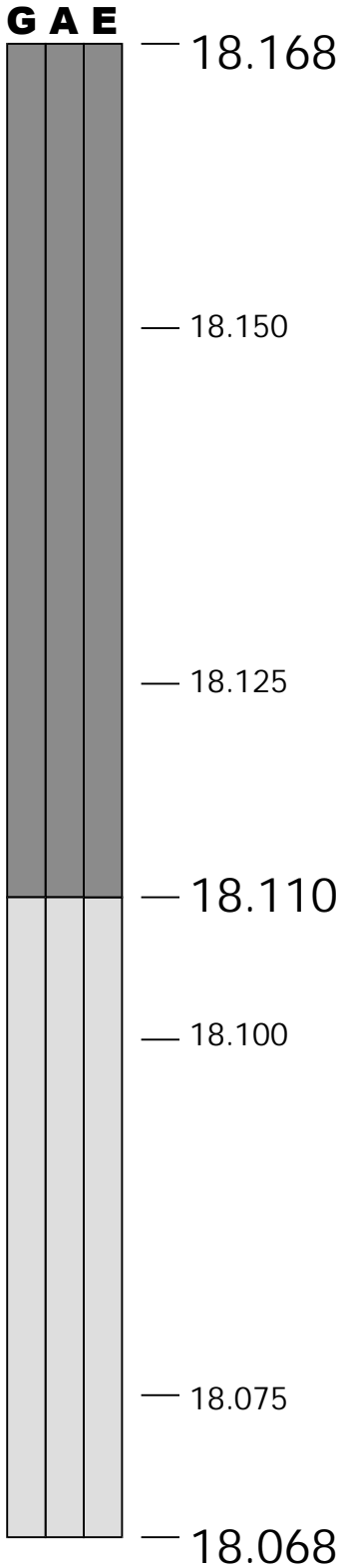
17 Meters

U.S. Band Layout

Band Limits

Band Plan

Personal Additions





— 18.160 ARRL Voice

— 18.110 Beacons
18.105- .110 Packet

— 18.102.5 ARRL RTTY
18.100.150 PSK
18.100- .105 RTTY
— 18.097.5 ARRL Code

17

-  CW, Phone, Image
-  CW, RTTY/Data



Amateur Radio

15 Meters

U.S. Band Layout

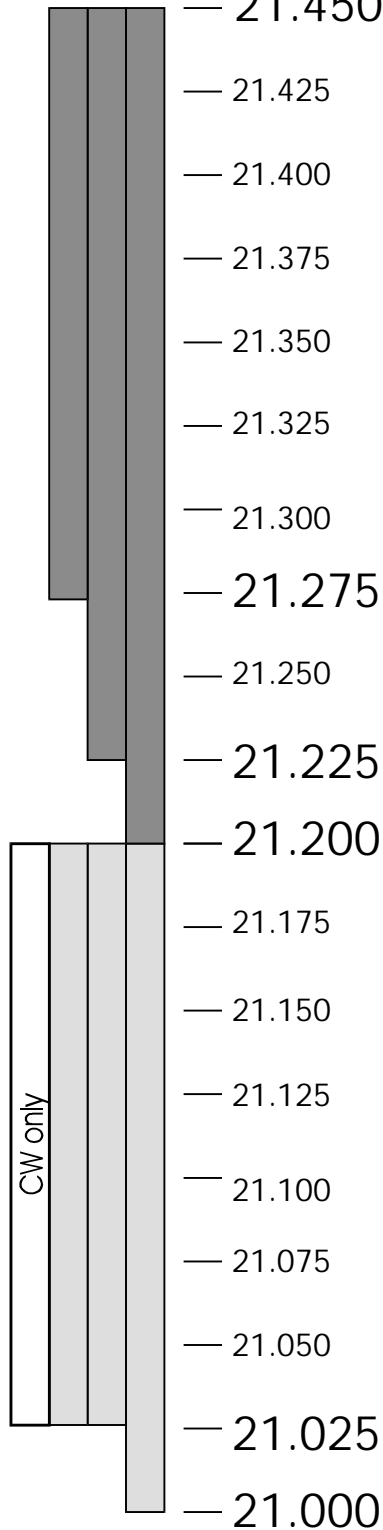
Band Limits

Band Plan

Personal Additions

15

N G A E



- 21.390 ARRL Voice
- 21.385 QRP Calling
- 21.340 SSTV
- 21.295 DX Calling
- 21.150 Beacons
- 21.095 ARRL RTTY
- 21.090-.100 Packet
- 21.070.150 PSK
- 21.070-.100 Data/RTTY
- 21.067.5 ARRL Code
- 21.060 QRP Calling
- 21.025 CW DX Calling

- CW, Phone, Image
- CW, RTTY/Data
- CW

www. **W1CGS**.com

sandy@w1cgs.com

hfband-7.cdr r1.07
 copyright 2003-2007 C.Gustave Sandberg



Amateur Radio

12 Meters

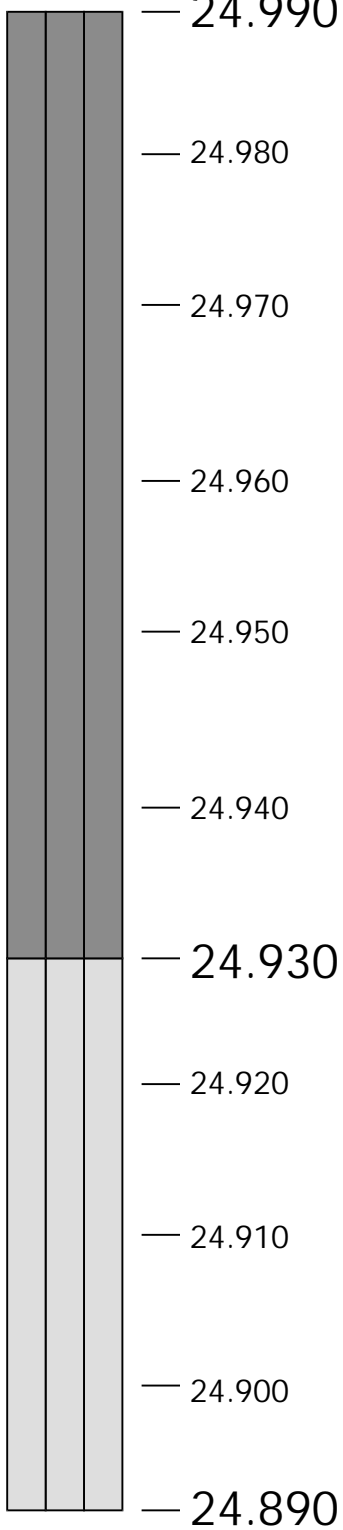
U.S. Band Layout

Band Limits



Band Plan

Personal Additions

G A E



12

-  CW, Phone, Image
-  CW, RTTY/Data



Amateur Radio 10 Meters U.S. Band Layout

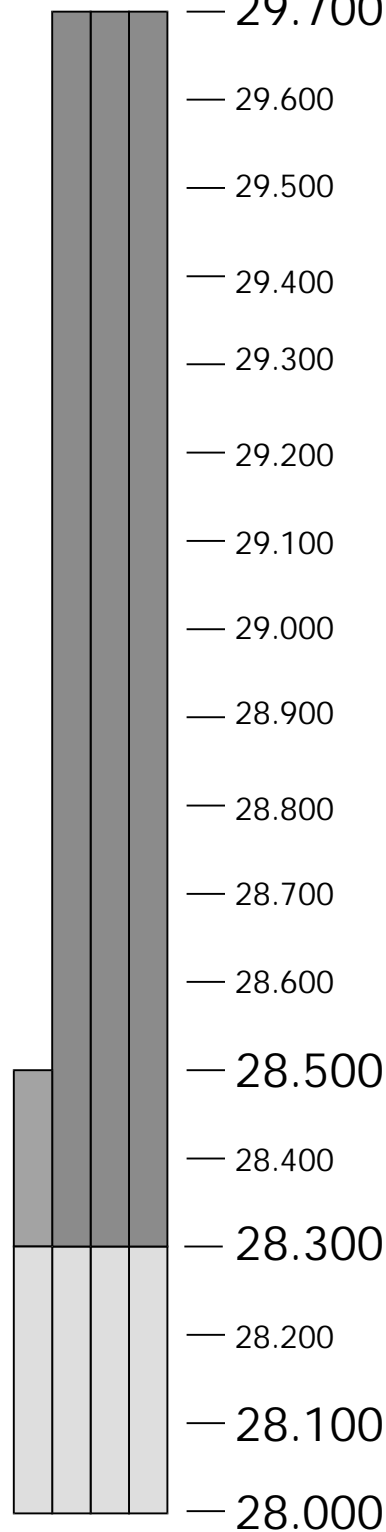
10

Band Limits

Band Plan

Personal Additions

N G A E

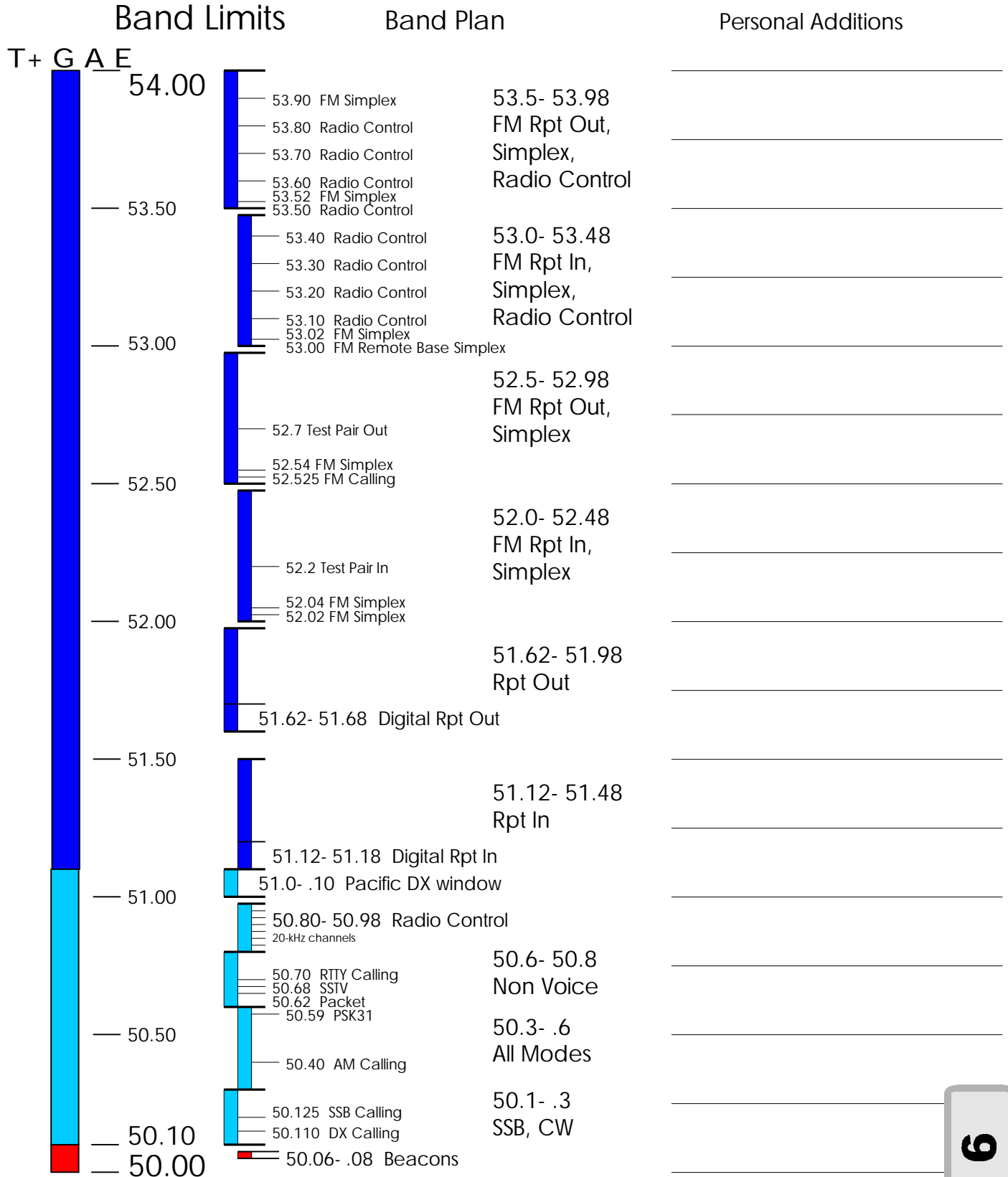


29.700		29.620- .680 FM Rpt Out
29.600		29.600 FM Simplex 29.520- .580 FM Rpt In
29.500		
29.400		29.300- .510 Sat-Down
29.300		
29.200		
29.100		29.000- .200 AM
29.000		
28.900		
28.800		
28.700		28.680 SSTV
28.600		28.59 ARRL Voice
28.500		28.495 DX Calling
28.400		28.385 QRP Calling
28.300		28.300- 29.300 Phone
28.200		28.190- .225 Beacons 28.120-150 PSK 28.120- .180 Packet
28.100		28.095 ARRL RTTY 28.070- .120 Data/RTTY 28.067.5 ARRL Code
28.000		28.060 QRP Calling 28.025 CW DX Calling

- CW, Phone, Image
- CW, SSB Phone
- CW, RTTY/Data



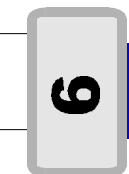
Amateur Radio 6 Meters U.S. Band Layout



- █ CW, FM, Phone, Digital, Image
- █ CW, SSB, Phone, Digital, Image
- █ CW, Beacons

www.W1CGS.com
sandy@w1cgs.com

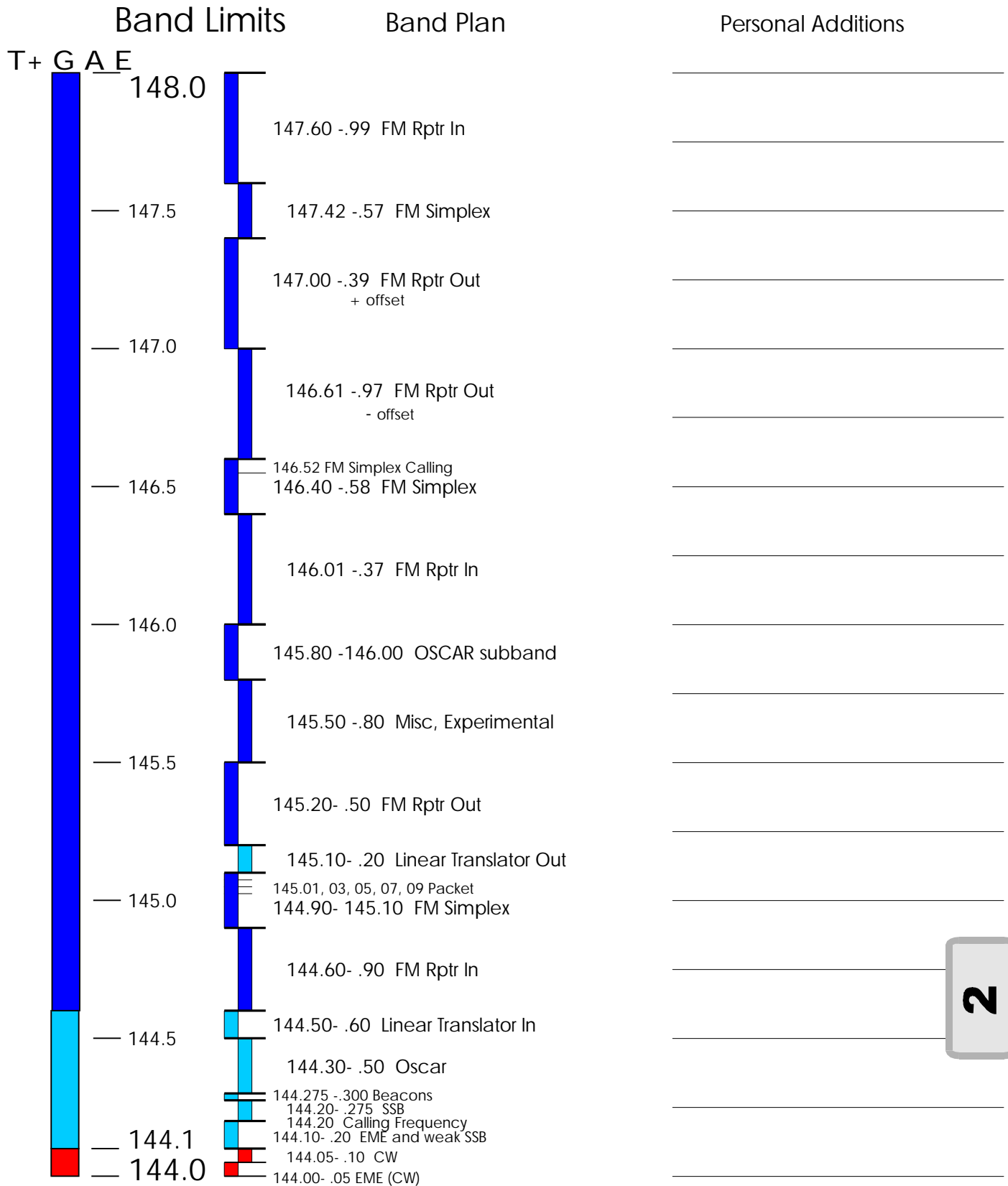
Vhfband.cdr r1.01
copyright 2003-2004 C.Gustave Sandberg



Amateur Radio

2 Meters

U.S. Band Layout




- █ CW, FM, Phone, Digital, Image
- █ CW, SSB, Phone, Digital, Image
- █ CW, Beacons

2



Amateur Radio 1.25 Meters U.S. Band Layout



www.W1CGS.com
sandy@w1cgs.com

Vhfband.cdr r1.01
copyright 2003-2004 C.Gustave Sandberg



Amateur Radio

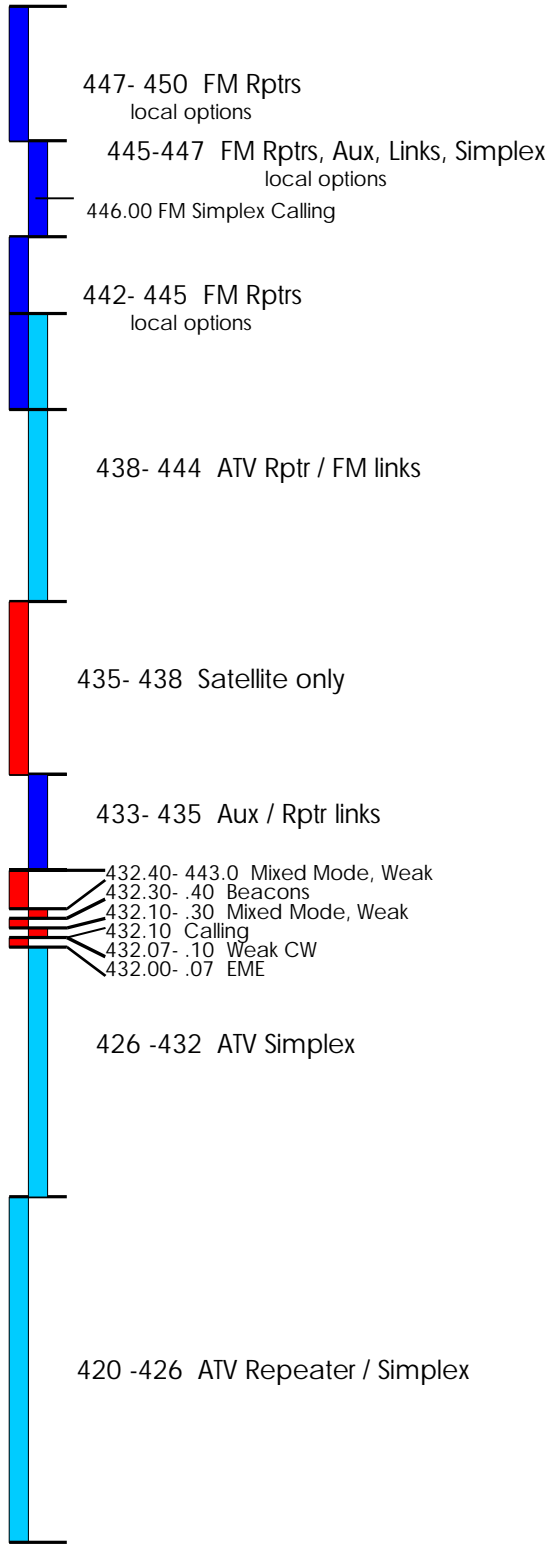
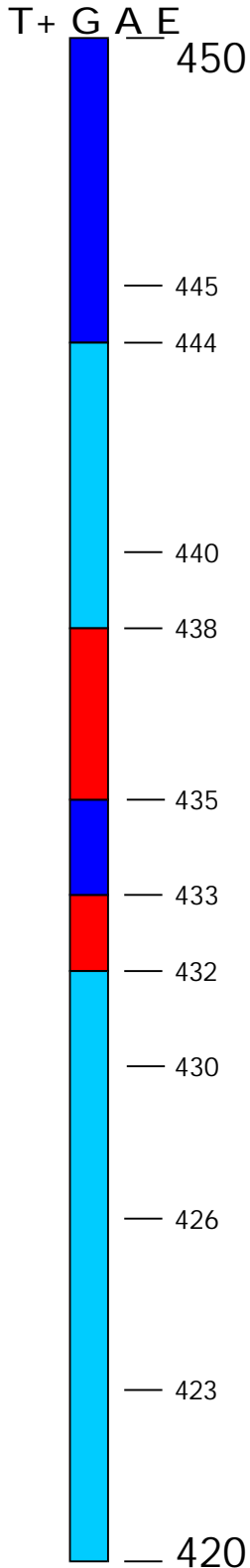
70 cms

U.S. Band Layout

Band Limits

Band Plan

Personal Additions





- FM, CW, Phone, Digital, Image
- ATV
- CW, SSB, Beacons

www.**W1CGS**.com
 sandy@w1cgs.com
 Vhfband.cdr r1.01
 copyright 2003-2004 C.Gustave Sandberg



Amateur Radio

6 Meters

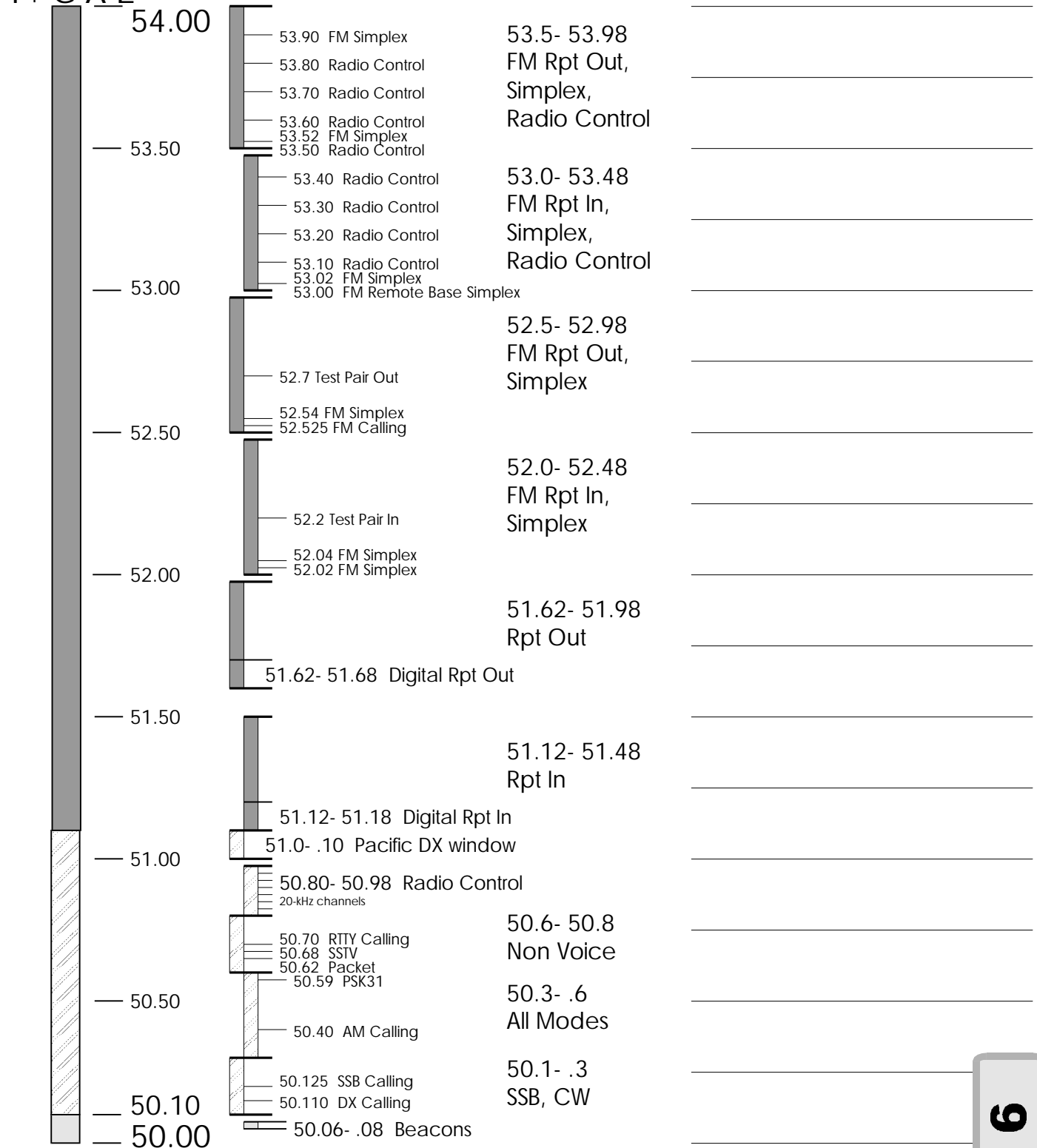
U.S. Band Layout

Band Limits

Band Plan

Personal Additions

T+ G A E



- CW, FM, Phone, Digital, Image
- CW, SSB, Phone, Digital, Image
- CW, Beacons



www.W1CGS.com

sandy@w1cgs.com

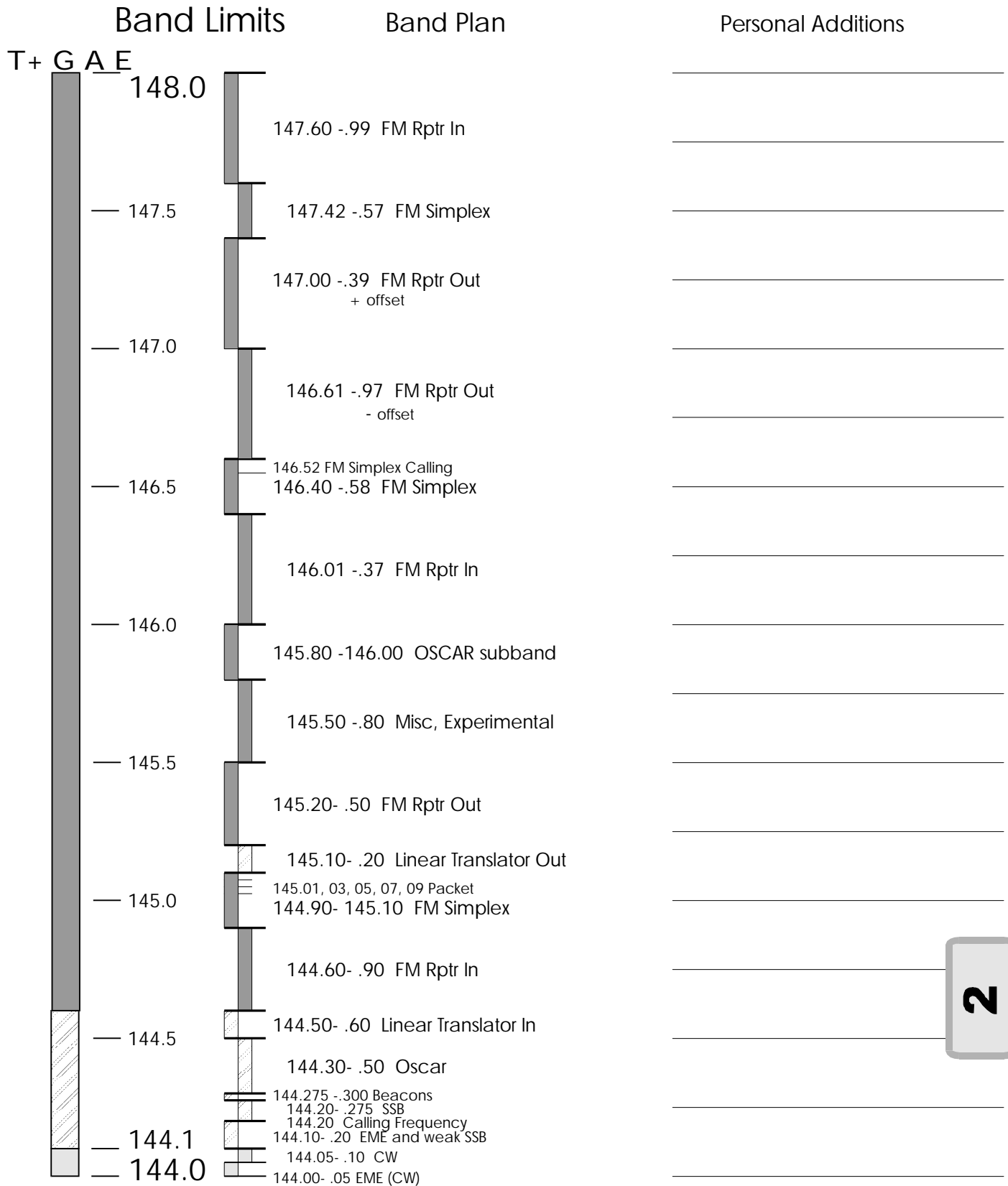
Vhfband-bw.cdr r1.01
copyright 2003-2004 C.Gustave Sandberg



Amateur Radio

2 Meters


U.S. Band Layout



- CW, FM, Phone, Digital, Image
- CW, SSB, Phone, Digital, Image
- CW, Beacons



Amateur Radio 1.25 Meters U.S. Band Layout



1.25

- FM, CW, Phone, Digital, Image
- Local Coordinators option
- Weak Signal CW, SSB



Amateur Radio

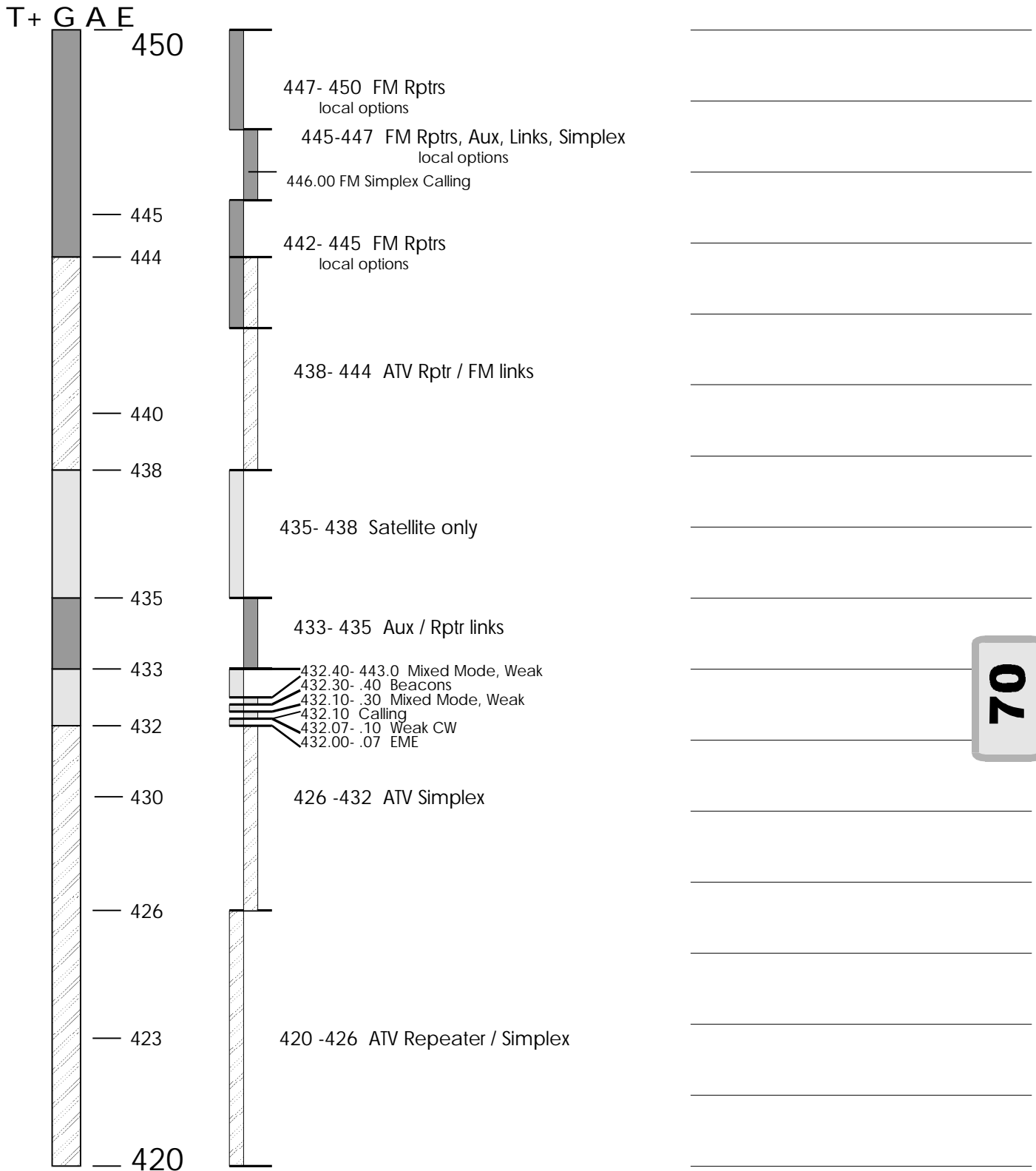
70 cms

U.S. Band Layout

Band Limits

Band Plan

Personal Additions



- FM, CW, Phone, Digital, Image
- ATV
- CW, SSB, Beacons

70

www.W1CGS.com

sandy@w1cgs.com

Vhfband-bw.cdr r1.01

copyright 2003-2004 C.Gustave Sandberg



ARRL Band Plans

RIB Home · FCC Rules · Antenna Restrictions · RFI · International Operating · U.S. Frequency Allocations · Bandplans · Frequency Coordinators · License Renewal, Changes · Digital Mode Technical Descriptions · Add'l Info · FCC Links · FAQ · Contact Us

For sharing arrangements, see Section 97.303 of the FCC Rules. For detailed packet frequencies, see March 1988, page 51 (158,549 bytes, PDF file). Follow this link for phone patch, autopatch and HF/VHF/UHF operating guidelines.

160 Meters (1.8-2.0 MHz):

1.800 - 2.000	CW
1.800 - 1.810	Digital Modes
1.810	CW QRP
1.843-2.000	SSB, SSTV and other wideband modes
1.910	SSB QRP
1.995 - 2.000	Experimental
1.999 - 2.000	Beacons

80 Meters (3.5-4.0 MHz):

3.590	RTTY/Data DX
3.570-3.600	RTTY/Data
3.790-3.800	DX window
3.845	SSTV
3.885	AM calling frequency

40 Meters (7.0-7.3 MHz):

7.040	RTTY/Data DX
-------	--------------

7.080-7.125	RTTY/Data
7.171	SSTV
7.290	AM calling frequency

30 Meters (10.1-10.15 MHz):

10.130-10.140	RTTY
10.140-10.150	Packet

20 Meters (14.0-14.35 MHz):

14.070-14.095	RTTY
14.095-14.0995	Packet
14.100	NCDXF Beacons
14.1005-14.112	Packet
14.230	SSTV
14.286	AM calling frequency

17 Meters (18.068-18.168 MHz):

18.100-18.105	RTTY
18.105-18.110	Packet

15 Meters (21.0-21.45 MHz):

21.070-21.110	RTTY/Data
21.340	SSTV

12 Meters (24.89-24.99 MHz):

24.920-24.925	RTTY
24.925-24.930	Packet

10 Meters (28-29.7 MHz):

28.000-28.070	CW
28.070-28.150	RTTY
28.150-28.190	CW
28.200-28.300	Beacons
28.300-29.300	Phone
28.680	SSTV
29.000-29.200	AM
29.300-29.510	Satellite Downlinks
29.520-29.590	Repeater Inputs
29.600	FM Simplex
29.610-29.700	Repeater Outputs

6 Meters (50-54 MHz):

50.0-50.1	CW, beacons
50.060-50.080	beacon subband
50.1-50.3	SSB, CW
50.10-50.125	DX window
50.125	SSB calling
50.3-50.6	All modes
50.6-50.8	Nonvoice communications
50.62	Digital (packet) calling

50.8-51.0	Radio remote control (20-kHz channels)
51.0-51.1	Pacific DX window
51.12-51.48	Repeater inputs (19 channels)
51.12-51.18	Digital repeater inputs
51.62-51.98	Repeater outputs (19 channels)
51.62-51.68	Digital repeater outputs
52.0-52.48	Repeater inputs (except as noted; 23 channels)
52.02, 52.04	FM simplex
52.2	TEST PAIR (input)
52.5-52.98	Repeater output (except as noted; 23 channels)
52.525	Primary FM simplex
52.54	Secondary FM simplex
52.7	TEST PAIR (output)
53.0-53.48	Repeater inputs (except as noted; 19 channels)
53.0	Remote base FM simplex
53.02	Simplex
53.1, 53.2, 53.3, 53.4	Radio remote control
53.5-53.98	Repeater outputs (except as noted; 19 channels)
53.5, 53.6, 53.7, 53.8	Radio remote control
53.52, 53.9	Simplex

2 Meters (144-148 MHz):

144.00-144.05	EME (CW)
144.05-144.10	General CW and weak signals
144.10-144.20	EME and weak-signal SSB

144.200	National calling frequency
144.200-144.275	General SSB operation
144.275-144.300	Propagation beacons
144.30-144.50	New OSCAR subband
144.50-144.60	Linear translator inputs
144.60-144.90	FM repeater inputs
144.90-145.10	Weak signal and FM simplex (145.01,03,05,07,09 are widely used for packet)
145.10-145.20	Linear translator outputs
145.20-145.50	FM repeater outputs
145.50-145.80	Miscellaneous and experimental modes
145.80-146.00	OSCAR subband
146.01-146.37	Repeater inputs
146.40-146.58	Simplex
146.52	National Simplex Calling Frequency
146.61-146.97	Repeater outputs
147.00-147.39	Repeater outputs
147.42-147.57	Simplex
147.60-147.99	Repeater inputs

Notes: The frequency 146.40 MHz is used in some areas as a repeater input. This band plan has been proposed by the ARRL VHF-UHF Advisory Committee.

1.25 Meters (222-225 MHz):

222.0-222.150	Weak-signal modes
222.0-222.025	EME
222.05-222.06	Propagation beacons

222.1	SSB & CW calling frequency
222.10-222.15	Weak-signal CW & SSB
222.15-222.25	Local coordinator's option; weak signal, ACSB, repeater inputs, control
222.25-223.38	FM repeater inputs only
223.40-223.52	FM simplex
223.52-223.64	Digital, packet
223.64-223.70	Links, control
223.71-223.85	Local coordinator's option; FM simplex, packet, repeater outputs
223.85-224.98	Repeater outputs only

Note: The 222 MHz band plan was adopted by the ARRL Board of Directors in July 1991.

70 Centimeters (420-450 MHz):

420.00-426.00	ATV repeater or simplex with 421.25 MHz video carrier control links and experimental
426.00-432.00	ATV simplex with 427.250-MHz video carrier frequency
432.00-432.07	EME (Earth-Moon-Earth)
432.07-432.10	Weak-signal CW
432.10	70-cm calling frequency
432.10-432.30	Mixed-mode and weak-signal work
432.30-432.40	Propagation beacons
432.40-433.00	Mixed-mode and weak-signal work
433.00-435.00	Auxiliary/repeater links
435.00-438.00	Satellite only (internationally)
438.00-444.00	ATV repeater input with 439.250-MHz video carrier frequency and repeater links
442.00-445.00	Repeater inputs and outputs (local option)

445.00-447.00	Shared by auxiliary and control links, repeaters and simplex (local option)
446.00	National simplex frequency
447.00-450.00	Repeater inputs and outputs (local option)

33 Centimeters (902-928 MHz):

902.0-903.0	Narrow-bandwidth, weak-signal communications
902.0-902.8	SSTV, FAX, ACSSB, experimental
902.1	Weak-signal calling frequency
902.8-903.0	Reserved for EME, CW expansion
903.1	Alternate calling frequency
903.0-906.0	Digital communications
906-909	FM repeater inputs
909-915	ATV
915-918	Digital communications
918-921	FM repeater outputs
921-927	ATV
927-928	FM simplex and links

Note: The 902 MHz band plan was adopted by the ARRL Board of Directors in July 1989

23 Centimeters (1240-1300 MHz):

1240-1246	ATV #1
1246-1248	Narrow-bandwidth FM point-to-point links and digital, duplex with 1258-1260.
1248-1258	Digital Communications
1252-1258	ATV #2

1258-1260	Narrow-bandwidth FM point-to-point links digital, duplexed with 1246-1252
1260-1270	Satellite uplinks, reference WARC '79
1260-1270	Wide-bandwidth experimental, simplex ATV
1270-1276	Repeater inputs, FM and linear, paired with 1282-1288, 239 pairs every 25 kHz, e.g. 1270.025, .050, etc.
1271-1283	Non-coordinated test pair
1276-1282	ATV #3
1282-1288	Repeater outputs, paired with 1270-1276
1288-1294	Wide-bandwidth experimental, simplex ATV
1294-1295	Narrow-bandwidth FM simplex services, 25-kHz channels
1294.5	National FM simplex calling frequency
1295-1297	Narrow bandwidth weak-signal communications (no FM)
1295.0-1295.8	SSTV, FAX, ACSSB, experimental
1295.8-1296.0	Reserved for EME, CW expansion
1296.00-1296.05	EME-exclusive
1296.07-1296.08	CW beacons
1296.1	CW, SSB calling frequency
1296.4-1296.6	Crossband linear translator input
1296.6-1296.8	Crossband linear translator output
1296.8-1297.0	Experimental beacons (exclusive)
1297-1300	Digital Communications

2300-2310 and 2390-2450 MHz:

2300.0-2303.0	High-rate data
2303.0-2303.5	Packet

2303.5-2303.8	TTY packet
2303.9-2303.9	Packet, TTY, CW, EME
2303.9-2304.1	CW, EME
2304.1	Calling frequency
2304.1-2304.2	CW, EME, SSB
2304.2-2304.3	SSB, SSTV, FAX, Packet AM, Amtor
2304.30-2304.32	Propagation beacon network
2304.32-2304.40	General propagation beacons
2304.4-2304.5	SSB, SSTV, ACSSB, FAX, Packet AM, Amtor experimental
2304.5-2304.7	Crossband linear translator input
2304.7-2304.9	Crossband linear translator output
2304.9-2305.0	Experimental beacons
2305.0-2305.2	FM simplex (25 kHz spacing)
2305.20	FM simplex calling frequency
2305.2-2306.0	FM simplex (25 kHz spacing)
2306.0-2309.0	FM Repeaters (25 kHz) input
2309.0-2310.0	Control and auxiliary links
2390.0-2396.0	Fast-scan TV
2396.0-2399.0	High-rate data
2399.0-2399.5	Packet
2399.5-2400.0	Control and auxiliary links
2400.0-2403.0	Satellite
2403.0-2408.0	Satellite high-rate data
2408.0-2410.0	Satellite
2410.0-2413.0	FM repeaters (25 kHz) output

2413.0-2418.0	High-rate data
2418.0-2430.0	Fast-scan TV
2430.0-2433.0	Satellite
2433.0-2438.0	Satellite high-rate data
2438.0-2450.0	WB FM, FSTV, FMTV, SS experimental

Note: The 2300 MHz band plan was adopted by the ARRL Board of Directors in January 1991

Note: The following band plans were adopted by the ARRL Board of Directors in July 1988

3300-3500 MHz:

3456.3-3456.4	Propagation beacons
---------------	---------------------

5650-5925 MHz:

5760.3-5760.4	Propagation beacons
---------------	---------------------

10.00-10.50 GHz:

10.368	Narrow band calling frequency 10.3683-10.3684 Propagation beacons
10.3640	Calling frequency

Above 10.50 GHz:*

All modes and licensees (except Novices) are authorized on the following bands:

24.0-24.25 GHz
 47.0-47.2 GHz
 76-81.0 GHz
 122.25-123 GHz
 134-141 GHz
 241.0-250.0 GHz
 All above 275 GHz

* US amateurs must check Sections 97.301, 97.303, 97.305 and 97.307 for sharing requirements before operating.

Page last modified: 01:40 PM, 14 Dec 2006 ET

Page author: reginfo@arrl.org

Copyright © 2006, American Radio Relay League, Inc. All Rights Reserved.

The "Considerate Operator's Frequency Guide"

The following frequencies are generally recognized for certain modes or activities (all frequencies are in MHz).

Nothing in the rules recognizes a net's, group's or any individual's special privilege to any specific frequency. Section 97.101(b) of the Rules states that "Each station licensee and each control operator must cooperate in selecting transmitting channels and in making the most effective use of the amateur service frequencies. No frequency will be assigned for the exclusive use of any station." No one "owns" a frequency.

It's good practice--and plain old common sense--for any operator, regardless of mode, to check to see if the frequency is in use prior to engaging operation. If you are there first, other operators should make an effort to protect you from interference to the extent possible, given that 100% interference-free operation is an unrealistic expectation in today's congested bands.

View/Print this Chart as a PDF file

(Adobe Reader version 6 or higher required)

Notes

ARRL band plans for frequencies above 28.300 MHz are shown in *The ARRL Repeater Directory* and *The FCC Rule Book*. For detailed packet frequencies, see *QST*, September 1987, page 54, and March 1988, page 51.

NCDXF/IARU beacons operate on 14.100, 18.110, 21.150, 24.930 and 28.200 MHz.

Page last modified: 09:58 AM, 23 Feb 2007 ET

Page author: reginfo@arrl.org

Copyright © 2007, American Radio Relay League, Inc. All Rights Reserved.

The Considerate Operator's Frequency Guide

A guide to where on the HF bands various modes and activities are generally found. All frequencies are in MHz.

The following frequencies are generally recognized for certain modes or activities (all frequencies are in MHz).

Nothing in the rules recognizes a net's, group's or any individual's special privilege to any specific frequency. Section 97.101(b) of the Rules states that "Each station licensee and each control operator must cooperate in selecting transmitting channels and in making the most effective use of the amateur service frequencies. No frequency will be assigned for the exclusive use of any station." No one "owns" a frequency.

It's good practice — and plain old common sense — for any operator, regardless of mode, to check to see if the frequency is in use prior to engaging operating. If you are there first, other operators should make an effort to protect you from interference to the extent possible, given that 100% interference-free operation is an unrealistic expectation in today's congested bands.

Frequencies	Modes/Activities
1.800-2.000	CW
1.800-1.810	Digital
1.810	QRP CW calling frequency
1.843-2.000	SSB, SSTV and other wideband modes
1.910	SSB QRP
1.995-2.000	Experimental
1.999-2.000	Beacons
3.500-3.510	CW DX window
3.560	QRP CW calling frequency
3.570-3.600	RTTY/Data
3.585-3.600	Automatically controlled data stations
3.590	RTTY/Data DX
3.790-3.800	DX window
3.845	SSTV
3.885	AM calling frequency
3.985	QRP SSB calling frequency
7.030	QRP CW calling frequency
7.040	RTTY/Data DX
7.080-7.125	RTTY/Data
7.100-7.105	Automatically controlled data stations
7.171	SSTV
7.285	QRP SSB calling frequency
7.290	AM calling frequency
10.106	QRP CW calling frequency
10.130-10.140	RTTY/Data
10.140-10.150	Automatically controlled data stations
14.060	QRP CW calling frequency
14.070-14.095	RTTY/Data
14.095-14.0995	Automatically controlled data stations

Frequencies	Modes/Activities
14.100	IBP/NCDXF beacons
14.1005-14.112	Automatically controlled data stations
14.230	SSTV
14.285	QRP SSB calling frequency
14.286	AM calling frequency
18.100-18.105	RTTY /Data
18.105-18.110	Automatically controlled data stations
18.110	IBP/NCDXF beacons
21.060	QRP CW calling frequency
21.070-21.110	RTTY/Data
21.090-21.100	Automatically controlled data stations
21.150	IBP/NCDXF beacons
21.340	SSTV
21.385	QRP SSB calling frequency
24.920-24.925	RTTY/Data
24.925-24.930	Automatically controlled data stations
24.930	IBP/NCDXF beacons
28.060	QRP CW calling frequency
28.070-28.120	RTTY/Data
28.120-28.189	Automatically controlled data stations
28.190-28.225	Beacons
28.200	IBP/NCDXF beacons
28.385	QRP SSB calling frequency
28.680	SSTV
29.000-29.200	AM
29.300-29.510	Satellite downlinks
29.520-29.580	Repeater inputs
29.600	FM simplex
29.620-29.680	Repeater outputs